



# LegendMEDI

## MSF Standard



Fire retardant



Waterproof



Rot-proof



UV stabilized



All climate zones



### › Key features

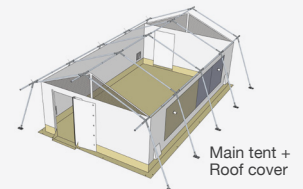
- » This tent is designed in response to the Ebola epidemic in 2014. The medical tent can be deployed in case of haemorrhagic fever outbreaks such as Ebola and Lassa. Also, it can be deployed in cases of outbreaks of infectious diseases such as cholera
- » It offers solutions such as treatment and isolation rooms for both suspected and confirmed patients.
- » The individual cabins for suspected patients prevent cross-contamination between infected and healthy patients
- » The medical tent is constructed in a way no (infected) material can accumulate on the surface of the tent, in seams or other parts
- » The tent is designed to allow freedom of movement and easy operation like opening/closing of the doors with magnetic closures, wearing protective clothing
- » The special treatment cabins and other accessories are made of PVC coated polyester or polyethylene tarpaulin with non-corrosive accessories, whereby all seams and attachment points which might get in touch with patients, are heat or HF welded
- » All tent components can be disinfected with chlorine-based disinfectants or other commonly used detergents
- » It can be erected on various soil conditions and in different climate conditions, from moderate to tropical.

### › Dimensions

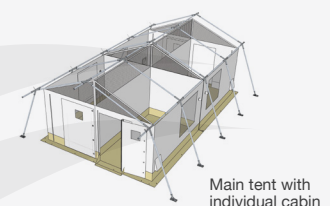
Cabin for confirmed patients	4.2 x 7.2 x 2 m = total floor space 30.2 m <sup>2</sup> Door opening of 1.8 x 1 m
Cabin for suspected patients & Examination rooms - 4 cabins	2 cabins (2 rooms per cabin) 4.2 x 3.5 x 2 m = total floorspace 14.7 m <sup>2</sup> Total floorspace 2 cabins (total 4 cabins) = 29.4 m <sup>2</sup> Total floorspace per room = 7.3 m <sup>2</sup>
Partition panels	2 x 2 m
Shade net	6.5 x 8 m
Canopy shade net	6.5 x 4 m

### › Graphic reference

Cabin for **confirmed** patients

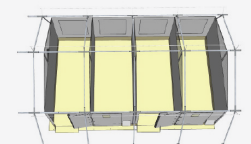


Cabin for **suspected** patients - 4 cabins



#### Examination cabin

Designed for examining patients by a doctor while family members can watch safely from behind the window.


**NRSRelief**
[www.nrsrelief.com](http://www.nrsrelief.com)




# LegendMEDI

## MSF Standard



Fire retardant



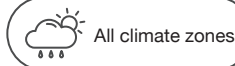
Waterproof



Rot-proof



UV stabilized



All climate zones

### › Materials

Cabin for confirmed patients	Bathtub style groundsheet: PVC 540 gsm, FR B1, color sand or brown
Gables, side walls, doors and hanging points	PVC 450 gsm, FR B1, color: white
Ventilation panels	PVC coated polyester mesh: 270 gsm, FR B1, color: white
Side window	PVC clear film, 0.48 mm super clear, FR B1
Cabin for suspected patients - 4 cabins	Bathtub style groundsheet: PVC 540 gsm, FR B1, color: sand or brown
Gables, side walls, doors and hanging points	PVC 450 gsm, FR B1 for, color: white
Ventilation panels	PVC coated polyester mesh, 270 gsm, FR B1, color: white
Suspended roof panel	PE, 250 gsm, FR CPAI 84
Partition panels	PVC 540 gsm, FR B1 fabric panels, color: white; Aluminum frame construction
Shade net	HDPE mesh, 190-195 gsm, FR treated, 80% shade ratio; Polyester webbing
Canopy shade net	HDPE knitted mesh, 190 gsm, UV resistant, FR CPAI-84; Polyester webbing

### › Packing and shipping - Configuration cabins for confirmed patients

Item name	Package type	Dimensions (cm)			Volume	Weight	Total packages	Total weight	Container load
		L	W	H					
Frame complete with accessories	Wooden box	200	80	48	0.768	155	1	155	20' GP: 11 pcs 40' DC: 22 psc 40' HC: 28 psc
1x Shade Net Large + Frame		220	75	84	1.386	290	1	287.5	
2x Canopy Shade Net + Frame									
1x Large Cabin									
1x PE Roof									
<b>Total</b>					<b>2.15</b>	<b>445.00</b>	<b>2.00</b>	<b>442.50</b>	

### › Packing and shipping - Configuration cabins for suspected patients

Item name	Package type	Dimensions (cm)			Volume	Weight	Total packages	Total weight	Container load
		L	W	H					
Frame complete with accessories	Wooden box	200	80	48	0.768	155	1	155	20' GP: 11 pcs 40' DC: 22 psc 40' HC: 28 psc
1x Shade Net Large + Frame		220	75	84	1.386	310	1	322	
2x Canopy Shade Net + Frame									
2x Small Cabin for 4 Suspected patients									
1x Roof									
<b>Total</b>					<b>2.15</b>	<b>465.00</b>	<b>2.00</b>	<b>477.00</b>	

<sup>1</sup> The loadability provided is based on the maximum volume and weight capacity of the containers. This might change due to road weight restrictions in the country of destination. Please contact our sales team for further clarifications.


**NRS Relief**
[www.nrsrelief.com](http://www.nrsrelief.com)