



Dispensary Tent

ICRC/IFRC Standard



Waterproof



Rot-proof



UV stabilised



All climate zones



› Key Features

- » 27.5 m² waterproof tent ideal for medical, educational, office, storage or accommodation use.
- » Easy set up with three to four personnel in 30 minutes.
- » Especially designed for high resistance to wind, rain and micro-organisms.
- » Has triangular ventilation windows, replaceable logo windows, and cable connectors for power supply.
- » Optional accessories consist of bath tub ground sheet and shade net, as well as an option for fire retardancy treatment.
- » Several tents can be assembled in line with the built-in connection strip.
- » Suitable for 8-20 people.

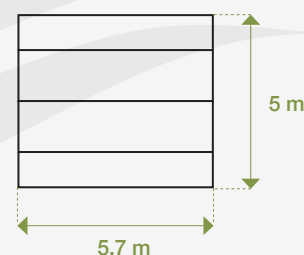
› Dimensions

Total size	27.5 m ²
Length	5.5 m
Width	5.0 m
Wall height	1.8 m

› Materials

Frame	Aluminium frame, all poles with <ul style="list-style-type: none"> » 40 mm diameter and 2 mm thickness » 8 standing poles, 175 cm, with base plate, » 8 ridge beam poles, 145 cm » 9 ridge poles, 171 cm » 12 connectors
Outer tent roof, wall and door	High quality fabric canvas, 440 g/m ² , waterproof
Shade net	HDPE with 10 metal sticks

› Graphic Reference



NRSRelief

www.nrsrelief.com



Dispensary Tent


ICRC/IFRC Standard




Waterproof



Rot-proof



UV stabilised



All climate zones

› Materials

Window	4 Triangular windows with mosquito nets
Ground sheet	<ul style="list-style-type: none"> » 4 Candy cane-shaped pegs made from twisted rod, 12 mm thickness and 40 cm length » 16 L-shaped pins made from twisted rod, 10 mm thickness and 20 cm length » 20 Candy cane pegs, 30 cm length
Hammer	Sledge hammer with wooden handle

› Packing and Shipping

Packages	Content	Weight	Dimensions	Volume
Package A	Outer fly with frame and pegs	105 kg approx. (PVC bag)	190 x 45 x 45 cm	0.3848 m ³
Package B	Ground sheet	7 kg approx. (PE bag)	125 x 15 x 15 cm	0.02813 m ³
Package C	Shade net and frame	23 kg approx. (PE bag)	125 x 25 x 25 cm	0.07813 m ³

› Estimated Loadability¹

Containers	Number of tents
20' GP	35
40' DC	70
40' HC	90

¹ The loadability provided is based on the maximum volume and weight capacity of the containers. This might change due to road weight restrictions in the country of destination. Please contact our sales team for further clarifications.



NRSRelief

www.nrsrelief.com